ASAŞ

Architectural Systems Product Catalogue



Aluminium Architectural Systems

Aluminium Architectural Systems

Product Catalogue

ASAŞ

With a steady growth trend since its establishment in 1990, ASAŞ is one of the leading manufacturers in Europe, exporting to more than 90 countries in 6 continents. The company serves its customers in the field of Aluminium Profile, Aluminium Composite Panel, Aluminium Flat Products, PVC Profile and Shutter Production Facilities, established on 400.000 m² closed complex in the total area of 1.300.000 m² factory in Akyazı and Karapürçek, Turkey.
ASAŞ, while offers solution partnerships to such many sectors as like construction, automotive, rail systems, commercial vehicles, aerospace industry, energy, packaging, consumer products, maritime industries and producing finished, semi-finished products due to partners' demand; It also continues it's activities in the market with it's own brands, which it enriches with it's knowledge in the field of production, aesthetic design and P&D studies.

Among the product groups that the company sells under its own brand, there are aluminium architectural systems (door, window and curtain wall systems), aluminium composite panel, PVC door and window systems, aluminium design products, shutter systems, garage doors and engine control systems

The company aimed to provide fast and solution-oriented service especially to the European market with ASAŞ GmbH, which was established in 2018 in Koblenz, adjacent to Neuwied region in Germany. With the establishment of subsidiary, which is positioned as a logistics and service center in an area of 880.000m², of which 72,793 m² is closed, the European activities of the company continue with a rapid growth.

Having the first R&D center of its sector in Turkey, ASAŞ provides all the functions that may be needed, in the supply chain, under the same roof; thanks to its fully integrated production facility. With this strategy, it provides its customers with the advantage of receiving comprehensive service in terms of both quality and cost of all processes.

PRODUCTION DIVERSITY

ASAŞ; richens its knowledge in production field by P&D researches, and put its high quality products to the market with its own brands. ASAŞ has a wide range of products intended for construction sector under the brands of ASAŞPEN (PVC door and window systems), NATURALBOND (aluminum composite panel), ALUDES (aluminum flagpoles and lighting poles), RESCARA (aluminum door, window and curtain walling systems), NATUROLL (shutter systems, garage doors and motor control systems).

R&D

ASAŞ, which has carried out many projects by integrating its production infrastructure, which it has improved by making the most innovative and technologic investments of the sector from the day it has been established, with the product and service quality which it has improved continuously, has been awarded the title of The First R&D Center Certified By the Ministry of Science, Industry and Technology in 2015.

With its sector experience, knowledge and innovative works of its R&D engineers, ASAŞ manufactures profiles in order to be used in different sectors such as construction, automotive, navigation, railways, aviation, road transport, furniture, white appliances, electric & electronic devices, and provides products for global projects.

TRAINING FACILITIES

Tours are arranged in ASAŞ, for publicity of the factory with the purpose of showing the production stages pursuant to the customers' demands.

Besides, trainings are organized for relevant business partners of ASAŞ in Prototype Workshop located in Sakarya, Akyazı, in which the manufacturing and mounting of the systems are told.

ART MEETS INDUSTRY

With the awareness of that not only the science but also the art has a big contribution on the development of societies, ASAŞ has decided to continue its support on arts by developing further under the roof of ASAŞ SANAT which it has established in 2015. ASAŞ SANAT continues its activities as a platform of education + exchange + design + production which brings art and design students with academicians and professionals.

ASAŞ aims to reveal the change, which art generates in societies, and the ability to gain different approaches within its own structure by organizing courses and seminars for the spouses and children of its employees. In addition, it aims to develop Projects which our disabled friends would compose art Works, pursuant to ASAŞ's social responsibility works.

DESIGN EXPERIENCE

Design and system development teams, present within ASAŞ's structure, aim to go beyond the expectations of the market with innovative and sustainable designs. R&D researches of the designs which are modeled by using CAD and Solid programs, are carried out by 3-dimensional printers. Further, Project support is provided by the technical Office. There are comprehensive technic manuals and data sheets which involve full details of each system, including profile catalogues, details of manufacture and mounting drawings.

QUALITY POLICY

The Quality Policy of our company which adopted "Total Quality Management" approach is:

-To provide the products:
•at international quality standards,
•with higher quality than expected,
•with high performance capability,
•at reasonable price levels,
•on time and continuously, which may make our customers competitive in their sectors,
In order to be the best and leading firm in the sector with regard of our all area of activities, to prepare the appropriate backgrounds and environments for putting into effect and ensuring the continuity of specified policies.

Please visit our website for more information about our wide product range, production activities and our company.

TECHNICAL SALES

The experienced technical sales team supports the Project from the designing stage to the mounting and manufacturing stages by working with architects, facade consultants and implementation firms.

CURTAIN WALL SYSTEMS	Application Options							
	Stick Facade Systems					Unitised Facade Systems	Skylight Systems	
	E50	R50	R50TT	RT50	REF60	RPE82	RSK50	SKY65
Thermal Break	•	•	•	•	•	•	•	•
With Cape Profile	•	•		•	•	•	•	•
Structural Glazing System		•	•	•				
With Semi Structural Cells		•		•				
Four Side	•				•	•	•	
Two Side	•	•		•	•		•	•
Hidden Vent	•	•	•	•	•	•		
Inside Opening Hidden Vent			•		•			
Parallel Opening	•	•			•	•		
Steel Reinforcement		•			•			

Application Options																
DOOR & WINDOW SYSTEMS	REFD77	ASW34	RWT95	RWT55	RWT55+	RWT56	RWT64	RWTP64	RWT67	RWT75	RW46	RW55	RW55+	RW56	RW60	RD55
Thermal Break	•	•	•	•	•	•	•	•	•	•						
Inside Opening Window		•	•	•	•	•	•	•	•	•	•	•	•	•		
Outside Opening Window		•	•			•				•						
Inside Opening Door				•	•	•	•	•	•	•	•	•	•	•		•
Inside Opening Coplanar Door						•				•	•	•		•	•	
Outside Opening Door				•	•	•	•	•		•		•	•	•		
Outside Opening Coplanar Door						•				•	•			•	•	
Tilt & Turn Opening		•	•	•	•	•	•	•	•	•	•	•	•	•		
Bottom Hung		•	•	•	•	•	•	•	•	•	•	•	•	•		
Hidden Vent									•							
Tilt & Slide				•			•	•		•						
Folding	•			•			•	•								
Pivot				•			•					•				
Pvc Opening Accessories				•	•	•	•	•		•	•		•			
Swinging Door												•			•	

Application Options										
SLIDING SYSTEMS	RS58	RS83	RST58	RST83	RMS45	RST102	RST116	RST162	REPF160	RESF32
Thermal Break			•	•	•	•	•	•	•	•
Sliding	•	•	•	•	•	•	•			•
Lift & Slide						•	•	•		
Minimal Slide										•
Smart Slide									•	
Vent Combination of 90°	•	•	•	•	•	•				•
Vent Combination of 45°	•		•	•		•	•	•	•	
Fixed Frame	•		•	•		•	•		•	
With Glazing Bead Inside Opening Hidden Vent	•		•	•		•	•	•	•	
Without Glazing Bead	•	•	•	•	•	•				•
Insect Screen	•	•	•	•	•	•	•			•
Single Railed Frame					•	•	•	•	•	
Three Railed Frame	•	•	•		•	•	•	•		•

		TECHNICAL PROPERTIES					PERFORMANCE VALUES				
		Profile Width (mm)	Mullion Depths (mm)	Transom Depths (mm)	Profile Wall Thickness (mm)	Max. Glass Thickness (mm)	Thermal Insulation Bars (mm)	Air Permeability EN12152 (Pa)	Water Tightness EN12154 (Pa)	Resistance to Wind Load EN13116 (KN/m²)	Thermal Insulation Value EN 10077-2 (Uf) (W/m².K)
E50	E50 Facade With Cap	50	min.44 max.209,7	min.60 max. 216,3	1,8 / 2,4 2,5/2,7/3	38	14,8	A4 (600 Pa)	RE (900 PA)	1,32	1,75-2,15
E50	E50 Structural Glazing System	50	min.44 max.209,7	min.60 max. 216,3	1,8 / 2,4 2,5/2,7/3	38 *	14,8	A4 (600 Pa)	RE (900 PA)	1,32	2,7-5,42
E50	E50 Semi Structural Glazing	50	min.44 max.209,7	min.60 max. 216,3	1,8 / 2,4 2,5/2,7/3	38 *	14,8	A4 (600 Pa)	RE (900 PA)	1,32	1,75-5,42
R50	R50 Facade With Cap	50	min.80 max.290	min.30 max. 146	1,6/1,8/2 2,2/2,5/3	42	14,8	A4 (600 Pa)	RE (900 PA)	1,2	3,29- 6,34
R50	R50 Structural Cell Glazing	50	min.80 max.290	min.30 max. 146	1,6/1,8/2 2,2/2,5/3	37	14,8	A4 (600 Pa)	RE (900 PA)	1,32	3,38-3,63
R50TT	R50T Structural Glazing Inward Opening	50	min.80 max.290	min.30 max. 146	1,6/1,8/2 2,2/2,5/3	35	14,8	A4 (600 Pa)	RE (900 PA)	1,32	NA
RT50	RT50 Facade With Cap	50	min.30 max.146	min.30 max. 146	1,5/1,8	42	14,8	A4 (600 Pa)	R7 (600 Pa)	1,2	3,18 - 5,79
RT50	RT50 Structural Cell Glazing	50	min.30 max.146	min.30 max. 146	1,5/1,8	37	14,8	NA	NA	NA	3,04 - 3,23
RPE82	RPE82 Panel With Cap	36/87	182,7	169	2	34	34	NA	NA	NA	NA
RPE82	PRE82 Panel With Glazing	36/82	137/150	133,5	2	35	-	NA	NA	NA	1,60
REF60	REF60 Facade With Cap	60	min.80 max.255	min.68 max.248 mm	1,6/1,8/2/2,5	57	14,8/24/34	AE (900 Pa)	RE (1500 Pa)	1,6	1,52 - 1,96
REF60	REF60 Structural Glazing	60	min.80 max.255	min.68 max.248 mm	1,6/1,8/2/2,5	50 *	14,8/24/34	NA	NA	NA	1,90 - 3,51
REF60	REF60 Semi Structural Glazing	60	min.68 max.248	min.68 max.248 mm	1,6/1,8/2/2,5	50 *	14,8/24/34	NA	NA	NA	1,52 - 3,51
REF60	REF60 Insulated Facade With Cap	60	min.80 max.255	min.68 max.248 mm	1,6/1,8/2/2,5	57	14,8/24/34	NA	NA	NA	0,839 - 0,923
REF60	REF60 Insulated Structural Glazing	60	min.80 max.255	min.68 max.248 mm	1,6/1,8/2/2,5	50 *	14,8/24/34	NA	NA	NA	1,26 - 1,37
RSK50	RSK50 Skylight	50	6	6	1,8	36	12	NA	NA	NA	0,897
SKY65	SKY65 Skylight	65	min.76,17 max.80	min.15 - max.82,1	1,5 / 1,8 2 /2,5	27	14,8/24	NA	NA	NA	2,21

*** Please contact with the technical office for different glass thicknesses.**

	TECHNICAL PROPERTIES					PERFORMANCE VALUES				
	Frame Depth (mm)	Vent Depth (mm)	Profile Wall Thickness (mm)	Max. Glass Thickness (mm)	Thermal Insulation Bars (mm)	Air Permeability EN 12207 (Pa)	Water Tightness EN 12208 (Pa)	(Pa) Resistance to Wind Load EN 12210	Thermal Insulation Value EN 10077-2 (Uw) (W/m².K)	(dB) Acoustic Performance Value EN 12758
RW46	46	51,6 / 46 / 51,2	1,4	22						
RW55	55	65	1,4 / 1,8 / 2	36						
RW55+	55	65	1,4 / 1,5 / 2	36						
RW56	56	66	1,6 / 2	39						
RW60	60	60	1,6 / 1,4	36						
RWT55	55	65	1,6 / 1,8 / 2	36	14,8	CLASS 4 (600 Pa)	9A (600 Pa)	C4 (1600 Pa)	2,19	32 (-1,-5) db
RWT55+	55	65	1,6 / 2	36	14,8	CLASS 4 (600 Pa)	9A (600 Pa)	C3 (1200 Pa)	2,21	35,9 (-1, 8;-4, 4)db
RWT56	55,8	65,8	1,4 / 1,6 / 1,8 /2	39	14,8				2,17	
RWT64	64,2	74,2	1,6 / 1,8 / 2	44	24	CLASS 4 (600 Pa)	9A (600 Pa)	B4/C4 (1600 Pa)	1,84	39,5 (-1, 7;-4, 4)db
RWTP64	64,2	74,2	1,6 / 1,8 / 2	44	24 (Straforlu)	CLASS 4 (600 Pa)	9A (600 Pa)	C3 (1200 Pa)	1,78	39,5 (-1, 7;-4, 4)db
RWT67	67,1	72,1	1,7 / 1,6 /2	24	24	CLASS 4 (600 Pa)	9A (600 Pa)	C3 (1200 Pa)	1,94	35,5 (-2, 4;-5, 5)db
RWT75	75	75/85	1,6/2	48 / 58	34 (Straforlu)	CLASS 4 (600 Pa)	E 1650 (1650 Pa)	C4 (1600 Pa)	1,62	42 (-2;-6)db
RWT95	95	105	2	85	54	NA	NA	NA	1,5	NA
ASW34	82/105	92	2	42	34	CLASS 4 (600 Pa)	9A (600 Pa)	C4 (1600 Pa)	1.74	NA
REFD77	77 mm	65 mm	1,8 mm	50 mm	24/31 mm	CLASS 4 (600Pa)	8A(1200 Pa)	C4 (1600 Pa)	2,16	NA

	TECHNICAL PROPERTIES					PERFORMANCE VALUES				
	Frame Depth (mm)	Vent Depth (mm)	Profile Wall Thickness (mm)	Max. Glass Thickness (mm)	Thermanl Insulation Bars (mm)	Air Permeability (Pa) EN 12207	Water Tightness (Pa) EN 12208	Resistance to Wind Load (Pa) EN 12210	Thermal Insulation Value (Uw) (W/m².K) EN 10077-2	Acoustic Performance Value (dB) EN 12758
RS58	min. 58 max. 105	min. 39,6 max. 81,2	1,5/1,8	24		NA	NA	NA	NA	NA
RS83	min. 83,4 max. 136,4	min. 34,2 max. 72,8	1,5	24.		NA	NA	NA	NA	NA
RST58	min. 65 max. 149	min. 32,51 max. 84,7	1,4/1,5/1,6	24	14,8/20/24	NA	NA	NA	2,04	NA
RST83	min. 83,4mm max. 145mm	min. 34,2 max. 72,8	1,4/1,5	24.	14,8/20/24	NA	NA	NA	2,08	NA
RMS45	min. 117,3mm max. 234,8mm	min. 41,5mm max. 103,6mm	1,6/1,8/2	32	14,8/17	NA	NA	NA	1,95	NA
RST102 Mono Rail	120,5 mm	min. 40,7 max. 80,7	1,6	28	20/22/24	CLASS 4 (600 Pa)	7A (300 Pa)	C3 (1200 Pa)	1,96	NA
RST102 Duo Rail	min. 109,5mm max. 216,3mm	min. 40,7 max. 80,7	1,6	28	20/22/24	CLASS 4 (600 Pa	7A (300 Pa)	C3 (1200 Pa)	2,10	NA
RST116 Mono Rail	min. 116,4	min. 52,1 max. 112,1 mm	1,6/1,8/2	35	14,8	CLASS 4 (600 Pa)	E1200 (1200 Pa)	C3 / B3 (1200 Pa)	2,16	30 (-1; -5)db
RST116 Duo Rail	min. 116,4 max. 188,8	min. 52,1 max. 112,1 mm	1,6/1,8/2	35	14,8	CLASS 4 (600 Pa)	8A (450 Pa)	C3 / B3 (1200 Pa)	2,41	30 (-1; -5)db
RST162	min. 162 mm max. 253 mm	71 mm	1,8	52	34	NA	NA	NA	1,63	NA
REF160	157,8 mm	71,2 mm	1,7/1,8/2	52	34	CLASS 4 (600 Pa)	E750 (750 Pa)	C4 (1600 Pa)	1,66	33,7 (-1,0;-4,0)db
RESF32	min. 104mm max. 155mm	20mm	2,5	32	24	CLASS 4 (600 Pa)	8A (450 Pa)	C3 (1200 Pa)	1,96	NA

Architectural System Products

E50

E50 Facade System is a facade system which the highest insulation values. It can be used on low- or high-rise buildings. It provides an uninterrupted glass appearance with the option of using as structural silicon facade, and meets the esthetical expectations. The system opens outward, hidden sash, it is appropriate for using as semi-lidded and lidded facade systems.

CURTAIN WALL SYSTEMS

Technical Properties	
Profile Width	50 mm
Mullion Depths	min. 44 - max. 209,7 mm
Transom Depths	min. 60 - max. 216,3 mm
Wall Thickness	1,8 / 2,4 / 2,5 / 2,7 / 3 mm
Max. Glass Thickness	38 mm
Thermal Insulation Bar	14,8 mm
Application Options	
Facade With Cap	•
Structural Glazing System	•
Two Side System	•
Outward Opening Hidden Vent	•
Parallel Opening Hidden Vent	•

Performance Values

Air Permeability - EN 12152

1 (150 Pa)	2 (300 Pa)	3 (450 Pa)	4 (600 Pa)

Watertightness - EN 12154

R4 (150 Pa)	R5 (300 Pa)	R6 (450 Pa)	R7 (600 Pa)	RE (600+Pa)	RE900 (900 Pa)

Resistance To Wind Load - EN 13830

← 1320 Pa

Acoustic Performance Value TS EN ISO 717-1

Rw (C;Ctr)=33,5(-1,6;-4,1)dB

Thermal Insulation Value - EN 10077 - 2

1,75-2,15 W/m² K

Thermal Insulation Value - EN 10077 - 2

2,70-5,42 W/m² K

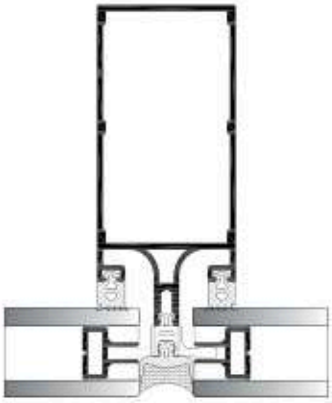

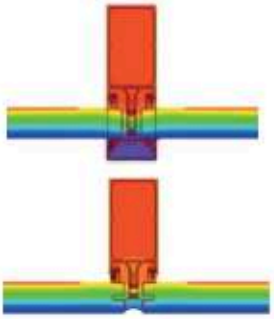

R50

R50 Facade System involves the lidded, semi-lidded, structural silicon and steel reinforced facade systems. In case of using facade with slab, it allows constructing a sash without the need of extra casing. It can be used on low-or high-rise buildings. It provides an uninterrupted glass appearance with the option of using as structural silicon facade, and meets the esthetical expectations. The system allows the hidden sash opening outward. Parallel opening hidden sashes can be constructed with this system according to the users' desire.

CURTAIN WALL SYSTEMS

Technical Properties	
Profile Width	50 mm
Mullion Depths	min. 80 - max. 290 mm
Transom Depths	min. 30 - max. 146 mm
Wall Thickness	1,6 / 1,8 / 2 / 2,2 / 2,5 / 3 mm
With Cape Profile Max.Glass Thickness	42 mm
With Structurel Cells Max.Glass Thickness	37 mm
Thermal Insulation Bar	14,8 mm
Application Options	
Facade With Cap	•
Structural Glazing	•
Two Side	•
Outward Opening Hidden Vent	•
Parallel Opening Hidden Vent	•
Steel Reinforcement System	•

Performance Values

Air Permeability - EN 12152

1 (150 Pa)	2 (300 Pa)	3 (450 Pa)	4 (600 Pa)

Watertightness - EN 12154

R4 (150 Pa)	R5 (300 Pa)	R6 (450 Pa)	R7 (600 Pa)	RE.. (600 + Pa)

Resistance To Wind Load - EN 13830

+- 1200 Pa

Thermal Insulation Value - EN 10077 - 2

3,29 - 6,34 W/m² K

Thermal Insulation Value - EN 10077 - 2

3,38 - 3,63 W/m² K

R50TT

The R50TT Facade System is an option of R50 Facade System that allows double opening wings. R50TT allows an uninterrupted glass appearance and meets the desired aesthetic expectations with structural silicone facade implementation. Thanks to its special wing solution, R50TT allows inward and outward opening wing on the same system. The inward opening solution offers easy cleaning. The system has certified according to EN norms in terms of air, water and wind resistance.

CURTAIN WALL SYSTEMS

Technical Properties	
Profile Width	50 mm
Mullion Depths	min. 80 - max. 290 mm
Transom Depths	min. 30 - max. 146 mm
Wall Thickness	1,6 / 1,8 / 2 / 2,2 / 2,5 / 3 mm
With Structurel Cells Max.Glass Thickness	35 mm
Thermal Insulation Bar	14,8 mm

Application Options	
Structural Glazing	•
Inward Opening Tilt&Turn Hidden Vent	•

Performance Values

Air Permeability - EN 12152			
1 (150 Pa)	2 (300 Pa)	3 (450 Pa)	**4 (600 Pa)**

Watertightness - EN 12154					
R4 (150 Pa)	R5 (300 Pa)	R6 (450 Pa)	R7 (600 Pa)	RE.. (600 + Pa)	**RE900 (900 Pa)**

Resistance To Wind Load - EN 13830
← 1320 Pa

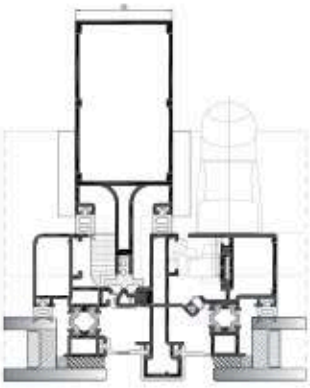



RT50

RT50 Facade System is a facade system without which horizontal profiles can be used as vertical profiles. Thus, the wastages which may be occurred are minimized, because the notching Works are reduced and it appears us as an economic system with this feature. It provides an uninterrupted glass appearance with the option of using as structural silicon facade, and meets the esthetical expectations. The system allows the hidden sash opening outward, it is appropriate for using as two side and capped facade systems.

CURTAIN WALL SYSTEMS

Technical Properties	
Profile Width	50 mm
Mullion Depths	min. 30 - max. 146 mm
Transom Depths	min. 30 - max. 146 mm
Wall Thickness	1,5 / 1,8 mm
Max. Glass Thickness	42 mm
Thermal Insulation Bar	14,8 mm
Application Options	
Facade With Cap	•
Structural Glazing	•
Two Side	•
Outward Opening Hidden Vent	•

Performance Values

Air Permeability - EN 12152

1 (150 Pa)	2 (300 Pa)	3 (450 Pa)	4 (600 Pa)

Watertightness - EN 12154

R4 (150 Pa)	R5 (300 Pa)	R6 (150 Pa)	R7 (600 Pa)	RE (600 Pa)	RE900 (900 Pa)

Resistance To Wind Load - EN 13830

+- 1200 Pa

Thermal Insulation Value - EN 10077 - 2

3,18-5,79 W/m² K

Thermal Insulation Value - EN 10077 - 2

3,04-3,23 W/m² K

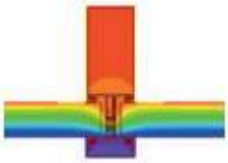

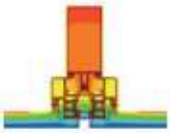

RPE82

RPE82 / Unitised Facade System is used as curtain walling system on structures such as business centers, hotels, hospitals, residences, public buildings, as it provides speed and ease of for high-rise buildings. As the assembly is made at factory, it provides a great convenience in respect to workmanship and control of the quality. Generally, a single panel, which involves an opening of single floor in vertically and some sections horizontally, is produced in factory environment so as to involve also glass and composite panels, and it is mounted to the building as being ready to use.

UNITIZED FACADE SYSTEMS

Technical Properties	
Profile Width	min.36 mm max.87 mm
Mullion Depths	min.137mm max.182,7 mm
Transom Depths	min.133,5 mm max.169 mm
Wall Thickness	2 mm
Max. Glass Thickness	35 mm
Application Options	
Structural Glazing	•
Outward Opening Hidden Vent	•

Performance Values
Thermal Insulation Value - EN 10077 - 2
1,60 W/m² K

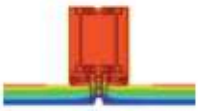

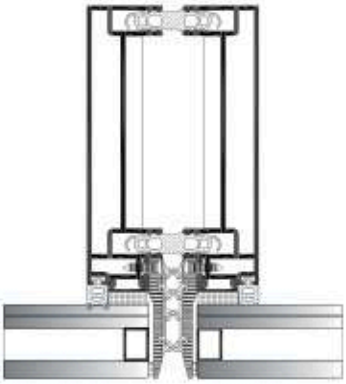

REF60

The new generation curtain wall system REF60 has lidded, semi-covered and silicone jointed solution alternatives. Due to inertial requirements for floor heights, REF60 has the profiles with 60 mm width principle and up to 255 mm depth alternatives. Thanks to its solutions that allow triple glass combinations and special insulation elements in different sizes REF60 can serve architectural projects designed with high insulation performance requirements, . In addition, it can provide glass coating to non-standard openings with integrated detail solutions to steel carriers. The system has accredited certificates in accordance with EN norms, classified with high performance in terms of air, water and wind resistance.

CURTAIN WALL SYSTEMS

Technical Properties	
Profile Width	60 mm
Mullion Depths	80/100/120/140/150/180/255 mm
Transom Depths	68/88/108/128/148/158/188/248 mm
Wall Thickness	1,6 / 1,8 / 2 / 2,5 mm
Min. - Max. Glass Thickness	20 mm /57 mm
Thermal Insulation Bar	14,8 / 24 / 34 mm

Application Options	
Facade With Cap	•
Structural Glazing	•
Semi Structural Glazing	•
High Insulated Facade With Cap	•
High Insulated Structural Glazing	•
Tilt&Turnd Opening Facade With Cap	•
Transom-Transom Curtain Wall System	•
Steel Reinforcement Curtain Wall System	•

Performance Values

Air Permeability - EN 12152

1 (150 Pa)	2 (300 Pa)	3 (450 Pa)	4 (600 Pa)	AE (AE900 Pa)

Watertightness - EN 12154

R4 (150 Pa)	R5 (300 Pa)	R6 (150 Pa)	R7 (600 Pa)	RE (600 Pa)	RE900 (900 Pa)	RE1500 (1500 Pa)

Resistance To Wind Load - EN 12210

1 (400 Pa)	2 (800 Pa)	3 (1200 Pa)	4 (1600 Pa)	5 (2000 Pa)	E... (2000+ Pa)

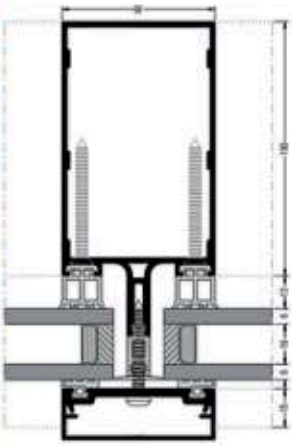

Thermal Insulation Value - EN 10077 - 2

Facade With Cap	1,52-1,96 W/m² K
Structural Glazing	1,90-3,51 W/m² K
High Insulated Facade With Cap	0,839-0,923 W/m² K
High Insulated Structural Glazing Facade	1,26-1,37 W/m² K
Tilt&Turnd Opening Facede With Cap	1,80 W/m² K
Transom-Transom Curtain Wall System	1,59-1,90 W/m² K

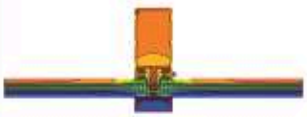

RSK50

RSK50 Skylight System is comprised of and structural glazing skylight systems. There is a profile width of 50mm and Wall thickness of 1,8mm. By using steel reinforced profiles, it is enabled to produce the skylight system. It provides a unnotched vertical and horizontal profile connection solution. 8mm + 16mm + 5/5mm and 8mm + 16mm + 6/6mm double-glazing alternatives are available. There is a water discharge system through the cord. It becomes prominent with its high heat insulation values.

SKYLIGHT SYSTEM

Technical Properties	
Profile Width	50 mm
Wall Thickness	1,8 mm
Max. Glass Thickness	36 mm
Application Options	
Facade With Cap	•
Structural Glazing	•
Two Side	•
Outward Opening Hidden Vent	•
Steel Reinforcement System	•

Performance Values
Thermal Insulation Value - EN 10077 - 2
0,897 W/m² K

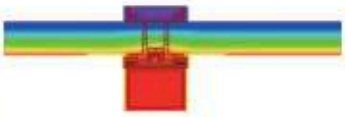



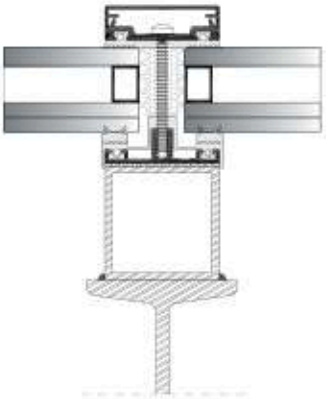

SKY65

SKY65 Skylight System is comprised of
capped and two side skylight systems. Profile width is 65mm, and the Wall thickness options between 1,5 - 2mm are available. By using steel reinforced profiles, it is enabled to produce the skylight system. Opening sash application options and alternative sash bar mounting are possible. Discharge may be carried out by condense channel.

SKYLIGHT SYSTEM

Technical Properties	
Profile Width	65 mm
Mullion Depths	min. 76,17 max. 80 mm
Transom Depths	min. 15 - max. 82,1 mm
Wall Thickness	1,5 / 1,8 / 2 / 2,5 mm
Max. Glass Thickness	27 mm
Thermal Insulation Bar	14,8 / 24 mm
Application Options	
Facade With Cap	•
Two Side	•
Outward Opening Hidden Vent	•
Steel Reinforcement System	•

Performance Values
Thermal Insulation Value - EN 10077 - 2
2,21 W/m² K

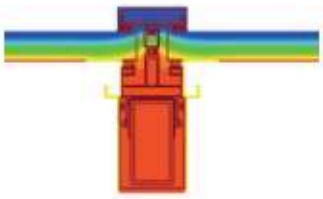



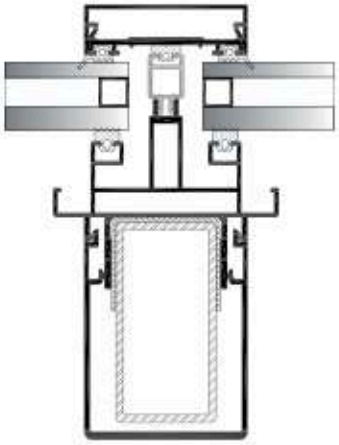

RSS

RSS Sunshade System is a sun shading profile system. Shuttled sun shading profiles with different sizes are available. The accessory and joint options necessary for the mounting of the sunshade systems are available.

SUN BREAKER SYSTEMS

Technical Properties	
Profile Width	min. 80 mm - max. 450 mm
Wall Thickness	1,4/1,5/1,8/2/2,2/2,4/2,5/2,8 mm

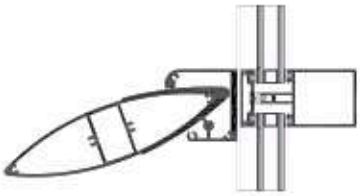



SN42

SN42 Sun Slide is a sliding sunshade system that helps to keep challenging weather conditions such as sunlight, rain, snow and hail away from the indoor environment. SN42 Sun Slide offers architects alternatives that enrich and complete the design with its multi-option perforated and optical plate patterns.

REFL40

REFL40 is folding shutter system that provides safety, comfort of use and aesthetic appearance. It provides a very dynamic sunlight control for architects on the facade. The system is integrated with perforated and optical plates and allows designs that enrich the facade shell with its wide pattern options. With its folding feature, it has the design flexibility to control the sun, light and temperature in the closed position, while the uninterrupted view in the open position.

COMP50

COMP50 Composite Facade System is used in subconstruction of composite panels. It consists of H and F form profiles. It is possible to use aluminum cover or joint seal in joints. The system is subjected to structure with aluminum anchors.

COMPOSITE PANEL SYSTEM

Technical Properties	
Profile Width	90 mm
Wall Thickness	1,8 / 2 mm
Composite Panel Wall Thickness	4 mm

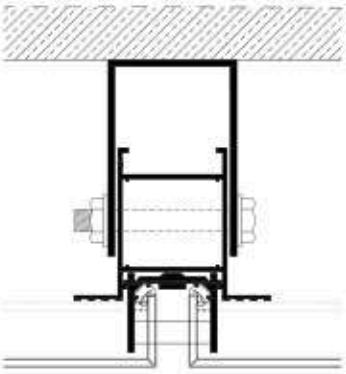



RTC22

RTC22 Terra Cotta System is a decorative aluminum facade lining cladding and sub-construction system. It provides a simple, durable and esthetic application. It creates a structural strength and strength gaining power during building movements by its esthetical details. It stretches and operates in full accordance with the metal carriers, joineries and facade. It may be used indoors and outdoors.

TERRA COTTA SYSTEM

Technical Properties	
Wall Thickness	1,8 / 2 / 2,2 mm

RTC22+

RTC22+ Terra Cotta System is façade cladding system that meets the current design and application demands and offers flexible solutions suitable for architectural forms. Thanks to the tabs added to the system on the façade, it allows a holistic view without any gaps between the panels and the carrier profile.

TERRA COTTA SYSTEM

Technical Properties	
Wall Thickness	1,8 / 2 / 2,2 mm

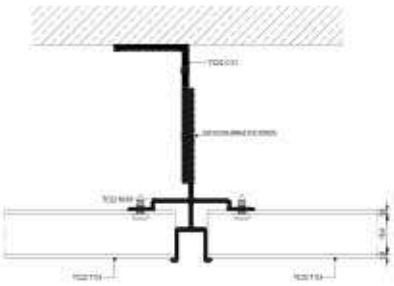



RDP

RDP Facade Cladding System is an aluminum facade cladding system with a decorative appearance, non-paint and non-deformed which has different profile options. It may be used indoors and outdoors. Profile options with Wall thickness of 1,8mm and sub-constructions are available. It provides a modular, rapid and easy application with its flip-lock

FACADE CLADDING SYSTEM

Technical Properties	
Profile Width	150 / 250 mm
Wall Thickness	1,8 mm

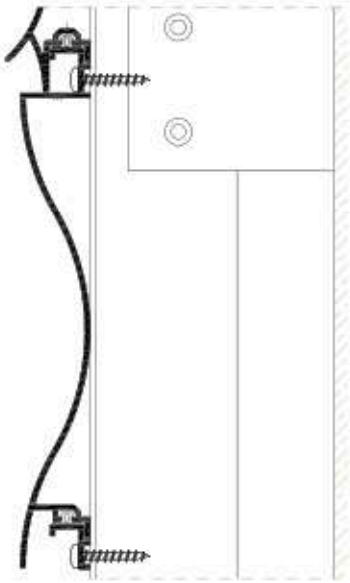

RDM50

RDM50 Decorative Cladding System is an aesthetically pleasing profile system that can be used indoors and outdoors with decorative studs at different depths, allowing to obtain mobile designs on the façade. The system consists of carrier sub-profile and strut profiles attached to this profile. It offers designers different options with its 50 mm wide, oval and angular lines and jagged surface alternatives.

FACADE CLADDING SYSTEM

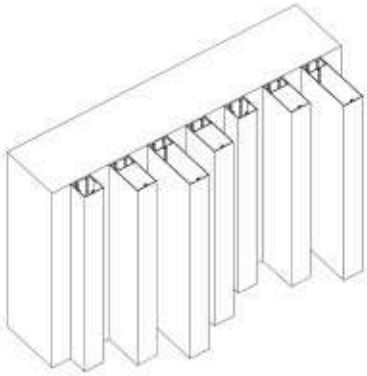



RESP23

SKY PANEL is a cold facade cladding system in which 2mm and 3mm thickness, A1 A2 class fireproof aluminum sheets have been used. It offers design options in accordance with aesthetic requirements and contains several product categories, such as 3D patterns and perforations, for new and creative facade designs.

RESP23 Skypanel Ombrae is a facade cladding alternative that allows 3D visualization of the desired design with shadow and reflection effects formed on the surface by drilling holes in angled forms on aluminum sheets.

FACADE CLADDING SYSTEM

Technical Properties	
Alloy	5005 / h24 - 3105 / H24 - 5754 / H22
Dimension Tolerances	Width / Max. 1500 mm Height / Max. 3000 mm
Elasticity Module	2 mm / 3 mm
Elasticity Module	-70.000 Mpa

Skypanel Cladding Types				
Cold Facade Claddings	Decorative Cold Facade Claddings		Decorative Wall Claddings	
	Optical Sheet	DecoSheet	Alucera B-NEST	Alucera Square
				



RS58

RS58 Uninsulated Sliding System is an oval framed and uninsulated sliding joinery system. Its chasing depth is 58mm, sash depth is 40mm, and has a wall thickness of 1,5mm. System may be used as glass beaded and without bead. It has a fine frame and minimal structure. With reinforced sash profiles, provides the inertial requirements. Its wind strength is high. A special rail system is developed for its wideness. RS58 System offers 2 and 3 rails, drain board, groin and fly net chasing options to meet different project requirements.

NON-INSULATED SLIDING SYSTEM

Technical Properties		
Frame Depth	min. 58 mm – max. 105 mm	
Vent Depth	min. 39,6 mm – max. 81,2 mm	
Wall Thickness	1,5 / 1,8 mm	
Glass Thickness	24 mm	
Application Options	Door	Window
Sliding	•	•
90° Vent Combination	•	•
45° Vent Combination	•	•
Vent With Glazing Bead	•	•
Vent Without Glazing Bead	•	•
3 Railed Frame	•	•
nsect Screen	•	•
Combination With Fixed Part	•	•

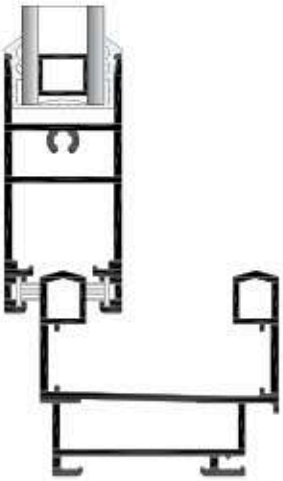



RS83

RS83 Uninsulated Sliding System is a flat framed and uninsulated sliding system. Its chasing depth is min. 83,4mm - max. 90,4mm and sash depth is min. 34,2mm - max. 72,78mm. Its wall thickness is 1,4mm. It allows to make sashes without using beads. Sliding fly net screen option is available.

NON-INSULATED SLIDING SYSTEM

Technical Properties		
Frame Depth	min. 83,4 mm – max. 136,4 mm	
Vent Depth	min. 34,2 mm – max. 72,8 mm	
Wall Thickness	1,5 mm	
Glass Thickness	24 mm	
Application Options	Door	Window
Sliding	•	•
90° Vent Combination	•	•
Vent Without Glazing Bead	•	•
Insect Screen	•	•



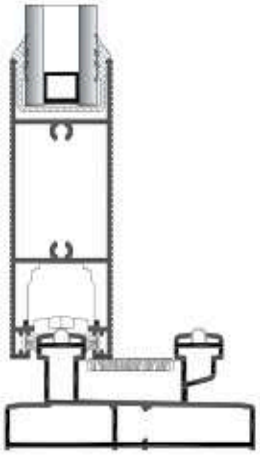



RST58

RST58 Insulated Sliding System is an oval framed and heat insulated sliding system. Its chasing depth is 65mm, sash depth is 40mm, and its wall thickness is 1,5mm. RS58 Sytem provides drain board, groin and fly net chasing options. Due to its advanced lid system, RS58 provides 90° and 45 ° sash options. With its adaptor profiles integrated with frame profiles, it offers high range of implementation. With its reinforced profiles, RS58 meets different project requirements.

INSULATED SLIDING SYSTEM

Technical Properties	
Frame Depth	min. 65 mm – max. 149 mm
Vent Depth	min. 32,51 mm – max. 84,72 mm
Wall Thickness	1,4 / 1,5 / 1,6 mm
Glass Thickness	24 mm
Thermal Insulation Bar	14,8 / 20 / 24 mm

Application Options	Door	Window
Sliding	•	•
90° Vent Combination	•	•
45° Vent Combination	•	•
Vent With Glazing Bead	•	•
Vent Without Glazing Bead	•	•
3 Railed Frame	•	•
Insect Screen	•	•
Combination With Fixed Part	•	•

Performance Values

Thermal Insulation Value - EN 10077 - 2

2,04 W/m² K

RST83

RST83 Insulated Sliding System is an innovative, economic heat insulated sliding system having a modern and esthetic appearance. It is designed to meet different architectural demand with various chasing alternatives. There are alternatives for using as glass beaded and without bead. It provides solutions to high inertial values with its reinforced sash profile. It provides an esthetic appearance with its decorative sash options and comfort in interior spaces by its heat insulation.

INSULATED SLIDING SYSTEM

Technical Properties	
Frame Depth	min. 83,4 mm – max. 145 mm
Vent Depth	min. 34,2 mm – max. 72,8 mm
Wall Thickness	1,4 / 1,5 mm
Glass Thickness	24 mm
Thermal Insulation Bar	14,8 / 20 / 24 mm

Application Options	Door	Window
Sliding	•	•
90° Vent Combination	•	•
45° Vent Combination	•	•
Vent With Glazing Bead	•	•
Vent Without Glazing Bead	•	•
3 Railed Frame	•	•
Insect Screen	•	•
Combination With Fixed Part	•	•

Performance Values

Thermal Insulation Value - EN 10077 - 2

2,08 W/m² K



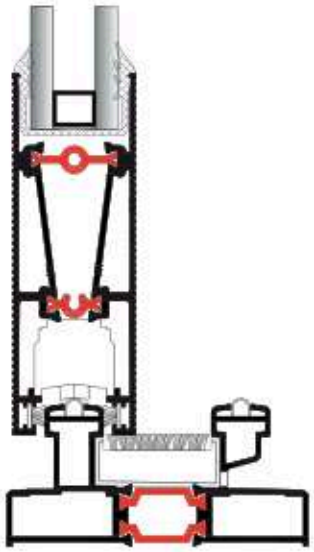

RMS45

RMS45 Insulated Sliding System, is straight line and aesthetical, insulated sliding system. Designed as a minimal sliding system with its conceable frames and minimum width of the clamp area. It provides fast manufacturing and assembly possibilities with special pin connections, production without glass bead, 90° sash joint. It appeals to regional design preferences with its decorative skirt profile options. With its steel shafts, RMS45 has easy-to-run sashes. Minimalist sashes, mono, duo and trirails are optional.

INSULATED SLIDING SYSTEM

Technical Properties	
Frame Depth	min. 117,67 mm – max. 234,8 mm
Vent Depth	min. 41,5 mm – max. 103,63 mm
Wall Thickness	1,6 / 1,8 / 2 mm
Max. Glass Thickness	32 mm
Thermal Insulation Bar	14,8 / 17 mm

Application Options	Door	Window
Sliding	*	*
90° Vent Combination	*	*
Vent Without Glazing Bead	*	*
3 Railed Frame	*	*
Insect Screen	*	*
Mono Railed Frame	*	*

Performance Values

Thermal Insulation Value - EN 10077-2

1,95 W/m² K

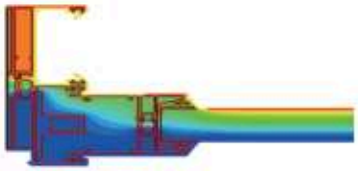

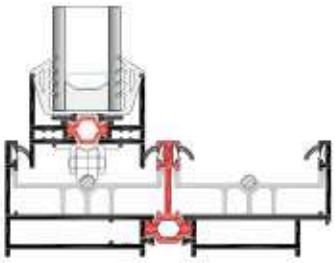



RST102

RST102 Insulated Lift&Slide System is an insulated sliding system with decorative and trend lines with slide and lift-and-slide options. It provides easy application and functional use with special connections used in frame and wing joints. It provides solutions for different project requirements with monorail, duorail, special sill and mosquito net cases. RST102 provides less mold and stock costs with the symmetrical design principle where the weight is centered with the wings moving on the rail axis.

INSULATED SLIDING SYSTEM

Technical Properties	
Frame Depth	min. 109,5 mm – max. 216,3 mm
Vent Depth	min.40.7 mm – max. 80.7 mm
Wall Thickness	1,6 mm
Glass Thickness	28 mm
Thermal Insulation Bar	20 / 22 / 24 mm

Application Options	Door	Window
Sliding	•	•
90° Vent Combination	•	•
45° Vent Combination	•	•
Vent With Glazing Bead	•	•
Vent Without Glazing Bead	•	•
3 Railed Frame	•	•
Insect Screen	•	•
Combination With Fixed Part	•	•
Mono Railed Frame	•	•

Performance Values

Air Permeability - EN 12207

1 (150 Pa)	2 (300 Pa)	3 (450 Pa)	4 (600 Pa)

Watertightness - EN 12208

2A (50 Pa)	3A (100 Pa)	4A (150 Pa)	5A (200 Pa)	6A (250 Pa)	7A (300 Pa)	8A (450 Pa)	9A (600 Pa)	E.. (600 + Pa)	E1200 (1200 Pa)

Resistance To Wind Load - EN 12210

1 (400 Pa)	2 (800 Pa)	3 (1200 Pa)	4 (1600 Pa)	5 (2000 Pa)	E... (2000+ Pa)

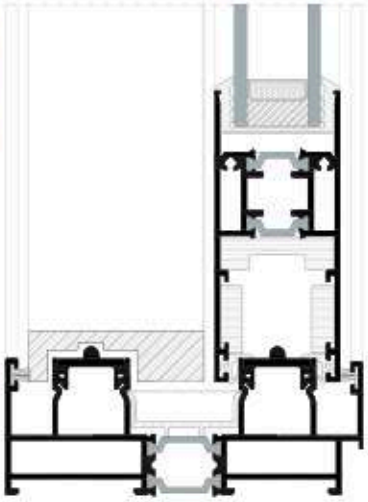

Thermal Insulation Value - EN 10077 - 2

2,10 W/m² K



RST116

RST116 Insulated Sliding System is an insulated sliding system appropriate for lift and slide accessory. Mono, duo and trirail options are available. Reinforced profiles meets the inertial requirements. Insect screen and case profiles are optional. RST116 has been certified for high performances of air permeability, water tightness, resistance to wind load by accredited test reports.

INSULATED SLIDING SYSTEM

Technical Properties	
Frame Depth	min.116,4 mm – max.188,8 mm
Vent Depth	min. 52,1 - max. 112,1 mm
PWall Thickness	1,6 / 1,8 / 2 mm
Max. Glass Thickness	35 mm
Thermal Insulation Bar	14,8 mm

Application Options	Door	Window
Lift & Sliding	*	*
Sliding	*	*
45° Vent Combination	*	*
Vent With Glazing Bead	*	*
Mono Railed Frame	*	*
3 Railed Frame	*	*
Insect Screen	*	*
Fixed Frame	*	*

Performance Values (ift)

Air Permeability - EN 12207

1 (150 Pa)	2 (300 Pa)	3 (450 Pa)	**4 (600 Pa)**

Watertightness - EN 12208

2A (50 Pa)	3A (100 Pa)	4A (150 Pa)	5A (200 Pa)	6A (250 Pa)	7A (300 Pa)	8A (450 Pa)	9A (600 Pa)	E... (600 + Pa)	**E1200 (1200 Pa)**

Resistance To Wind Load - EN 12210

1 (400 Pa)	2 (800 Pa)	**3 (1200 Pa)**	4 (1600 Pa)	5 (2000 Pa)	E... (2000+ Pa)

Deflection Criteria - EN 12210

A (L/150)	**B (L/200)**	**C (L/300)**

Acoustic Performance Value - 10140 - 2

30 dB

Thermal Insulation Value - EN 10077 - 2

2,16-2,41 W/m² K

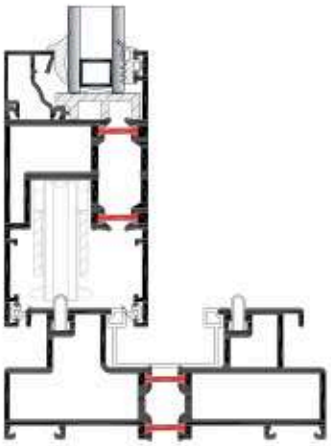

RST162

RST162 is an insulated lift and slide system, designed to meet different architectural demands and provides solutions for different project requirements with its monorail and duorail alternatives. With EPDM foam insulation and narrow edge options, achieve a minimalist look in your living or working space without compromising on heat insulation. Ideal for expansive spaces, this system combines sleek design with high-performance elements, delivering both style and functionality effortlessly.

INSULATED SLIDING SYSTEM

Technical Properties		
Frame Depth		min. 162 mm – max. 253 mm
Vent Depth		71 mm
Wall Thickness		1,8 mm
Max. Glass Thickness		52 mm
Thermal Insulation Bar		34 mm
Application Options	**Door**	**Window**
Lift&Slide	*	*
45° Vent Combination	*	*
Vent With Glazing Bead	*	*
3 Railed Frame	*	*
Mono Railed Frame	*	*

Performance Values

Thermal Insulation Value – EN 10077-2

1,63 W/m² K

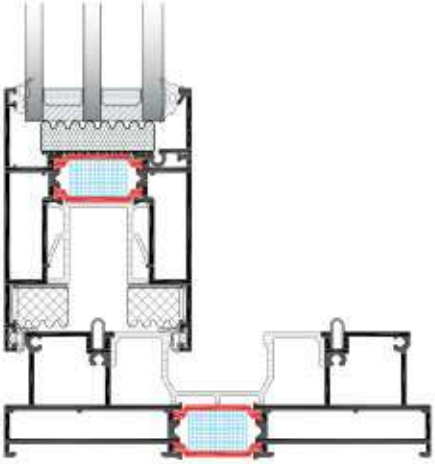

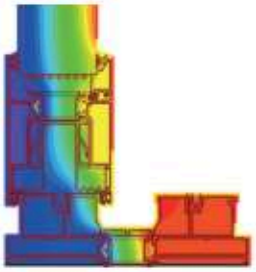



RESF32

RESF32 Minimal Insulated Sliding System is a sliding system that creates wide, modern and bright spaces. It is a system with increased thermal insulation and allows for large gaps to be passed. Thanks to its details fixed to the frame by hiding under the floor, it keeps minimum the appearance of aluminum profile while providing more brightness for interior environment.

It is a sliding door and window system that is free from materials that will restrict the view, provide maximum brightness to the space, and have details that will increase comfort.

INSULATED SLIDING SYSTEM

Technical Properties	
Frame Depth	min. 104 mm – max. 155 mm
Vent Depth	20 mm
Wall Thickness	2,5 mm
Max. Glass Thickness	32 mm
Thermal Insulation Bar	24 mm

Application Options	Door	Window
Minimal Sliding	*	*
90° Vent Combination	*	*
Vent Without Glazing Bead	*	*
3 Railed Frame	*	*
Insect Screen	*	*
90° Corner	*	*

Performance Values

Air Permeability - EN 12207

1 (150 Pa)	2 (300 Pa)	3 (450 Pa)	4 (600 Pa)

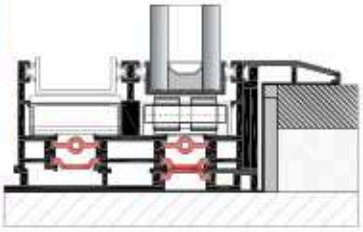

Watertightness - EN 12208

2A (50 Pa)	3A (100 Pa)	4A (150 Pa)	5A (200 Pa)	6A (250 Pa)	7A (300 Pa)	8A (450 Pa)	9A (600 Pa)	E... (600 + Pa)

Resistance To Wind Load - EN 12210

1 (400 Pa)	2 (800 Pa)	3 (1200 Pa)	4 (1600 Pa)	5 (2000 Pa)	E... (2000+ Pa)

Deflection Criteria - EN 12210

A (L/150)	B (L/200)	C (L/300)

Thermal Insulation Value - EN 10077 - 2

1,96 W/m² K



REPF160

REPF160 Performance Sliding System is an innovative and intelligent sliding system with a tightly sealed intelligent closings and used in prestigious buildings and high performance projects, with a silent and easy-to-use mechanism. It provides a simple use with its easy locking system. It has profile sections and components to withstand high wind pressures. The insulation is reinforced with special elements that will keep the thermal insulation values high. It can meet special architectural demands thanks to its distinguished accessory structure. Ideal for use in buildings exposed to high wind loads.

INSULATED SLIDING SYSTEM

Technical Properties	
Frame Depth	157,8 mm
Vent Depth	71,2 mm
Wall Thickness	1,7 / 1,8 / 2 mm
Max. Glass Thickness	52 mm
Thermal Insulation Bar	34 mm

Application Options	Door	Window
Smart Sliding	*	*
45° Vent Combination	*	*
Vent Without Glazing Bead	*	*
Mono Railed Frame	*	*

Performance Values

Air Permeability - EN 12207

1 (150 Pa)	2 (300 Pa)	3 (450 Pa)	4 (600 Pa)

Watertightness - EN 12208

2A (50 Pa)	3A (100 Pa)	4A (150 Pa)	5A (200 Pa)	6A (250 Pa)	7A (300 Pa)	8A (450 Pa)	9A (600 Pa)	E 750 (600 + Pa)

Resistance To Wind Load - EN 12210

1 (400 Pa)	2 (800 Pa)	3 (1200 Pa)	4 (1600 Pa)	5 (2000 Pa)	E... (2000+ Pa)

Deflection Criteri - EN 12210

A (L/150)	B (L/200)	C (L/300)

Acoustic Performance Value - 10140 - 2

33,7 dB

Thermal Insulation Value - EN 10077 - 2

1,66 W/m² K

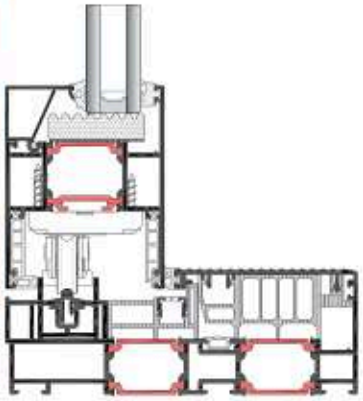

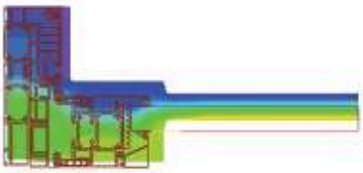

RWT55

RWT55 Joinery System is a heat insulated door and window system and its chasing depth is 55mm, sash depth is 65mm. Medium sash bar profile with grillage for high static values and sash profiles appropriate for PVC opening accessories besides normal opening, tilt&turn, concealed sash, pull drive,folding, pivot opening options are covered by this system.

INSULATED DOOR & WINDOW SYSTEM

Technical Properties	
Frame Depth	55 mm
Vent Depth	65 mm
Wall Thickness	1,6 / 1,8 / 2 mm
Max. Glass Thickness	36 mm
Thermal Insulation Bar	14,8 mm

Application Options	Door	Window
Inward Opening	*	*
Outward Opening	*	
Bottom Hung		*
Tilt&Turn Opening	*	*
Vent For Pvc Accessories	*	*
Pivot		*
Tilt&Slide	*	*
Folding	*	*

Performance Values

Air Permeability - EN 12207

1 (150 Pa)	2 (300 Pa)	3 (450 Pa)	**4 (600 Pa)**

Watertightness - EN 12208

2A (50 Pa)	3A (100 Pa)	4A (150 Pa)	5A (200 Pa)	6A (250 Pa)	7A (300 Pa)	8A (450 Pa)	**9A (600 Pa)**	E... (600 + Pa)

Resistance To Wind Load - EN 12210

1 (400 Pa)	2 (800 Pa)	3 (1200 Pa)	**4 (1600 Pa)**	5 (2000 Pa)	E... (2000+ Pa)

Deflection Criteria - EN 12210

A (L/150)	B (L/200)	**C (L/300)**

Acoustic Performance Value - 10140 - 2

32 dB

Thermal Insulation Value - EN 10077-2

2,19 W/m² K

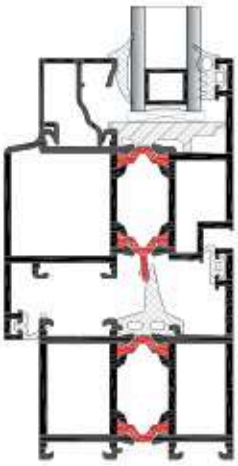



RWT55+

RWT55+ System is a heat insulated door and window system which provides ease of manufacture with its screw channels, and its chasing depth is 55 mm. It offers ease of use in interior and exterior spaces with its sash profiles appropriate for normal opening, tilt&turn, concealed sash, pivot opening options.

INSULATED DOOR & WINDOW SYSTEM

Technical Properties	
Frame Depth	55 mm
Vent Depth	65 mm
Wall Thickness	1,6 / 2 mm
Max. Glass Thickness	36 mm
Thermal Insulation Bar	14,8 mm

Application Options	Door	Window
Inward Opening	*	*
Outward Opening	*	
Bottom Hung		*
Tilt&Turn Opening	*	*
Vent For Pvc Accessories	*	*

Performance Values

Air Permeability - EN 12207

1 (150 Pa)	2 (300 Pa)	3 (450 Pa)	**4 (600 Pa)**

Watertightness - EN 12208

2A (50 Pa)	3A (100 Pa)	4A (150 Pa)	5A (200 Pa)	6A (250 Pa)	7A (300 Pa)	8A (450 Pa)	**9A (600 Pa)**	E... (600 + Pa)

Resistance To Wind Load - EN 12210

1 (400 Pa)	2 (800 Pa)	**3 (1200 Pa)**	4 (1600 Pa)	5 (2000 Pa)	E... (2000+ Pa)

Deflection Criteria - EN 12210

A (L/150)	B (L/200)	**C (L/300)**

Acoustic Performance Value - 10140 - 2

35 dB

Thermal Insulation Value - EN 10077-2

2,21 W/m² K

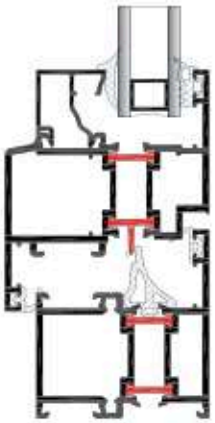

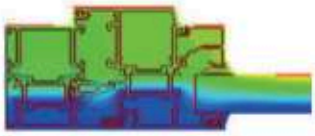

RWT56

RWT56 Joinery System is a heat insulated door and window system having a modern and geometric frame with its options of oval chasing and flat chasing. It has a barrier of 14,8mm, and there are alternatives for Wall thicknesses of 1,6mm and 2mm. Same-face chasing option is available for doors. It has Eurogroove 1 channel and flange height of 24mm.

INSULATED DOOR & WINDOW SYSTEM

Technical Properties	Düz Hatlı	Oval
Frame Depth	55,8 mm	64,8 mm
Vent Depth	65,8 mm	64,6 mm
Wall Thickness	1,4 /1,6 / 1,8 / 2 mm	1,4 mm
Max. Glass Thickness	39 mm	29 mm
Thermal Insulation Bar	14,8 mm	14,8 mm

Application Options	Door	Window
Inward Opening	*	*
Outward- Inward Opening Coplanar Door	*	
Bottom Hung		*
Tilt&Turn Opening	*	*
Vent For Pvc Accessories	*	*

Performance Values

Thermal Insulation Value - EN 10077-2

2,17 W/m²·K

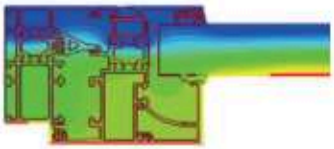



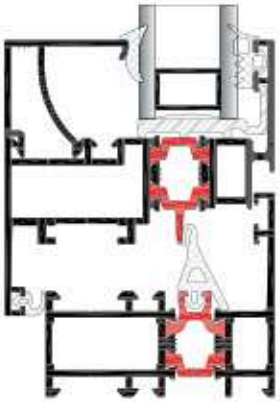

RWT64

RWT64 System is a heat insulated door and window system with a chase depth of 64mm. Its sash depth is 74,2mm and there are options for profiles having Wall thicknesses of 1,6/1,8/2mm. It has a heat barrier of 24mm and maximum glass thickness of 44mm. Sash profiles options which are appropriate for PVC opening accessories besides normal opening, tilt&turn, vent sash concealed sash, pull drive, folding, pivot opening options provides ease of application.

INSULATED DOOR & WINDOW SYSTEM

Technical Properties	
Frame Depth	64,2 mm
Vent Depth	74,2 mm
Wall Thickness	1,6 / 1,8 / 2 mm
Max. Glass Thickness	44 mm
Thermal Insulation Bar	24 mm

Application Options	Door	Window
Inward Opening	*	*
Outward Opening	*	
Bottom Hung		*
Tilt&Turn Opening	*	*
Vent For Pvc Accessories	*	*
Pivot		*
Tilt&Slide	*	*
Folding	*	*

Performance Values

Air Permeability - EN 12207

1 (150 Pa)	2 (300 Pa)	3 (450 Pa)	**4 (600 Pa)**

Watertightness - EN 12208

2A (50 Pa)	3A (100 Pa)	4A (150 Pa)	5A (200 Pa)	6A (250 Pa)	7A (300 Pa)	8A (450 Pa)	**9A (600 Pa)**	E... (600 + Pa)

Resistance To Wind Load - EN 12210

1 (400 Pa)	2 (800 Pa)	3 (1200 Pa)	**4 (1600 Pa)**	5 (2000 Pa)	E... (2000+ Pa)

Deflection Criteria - EN 12210

A (L/150)	**B (L/200)**	**C (L/300)**

Thermal Insulation Value - EN 10077-2

1,84 W/m² K

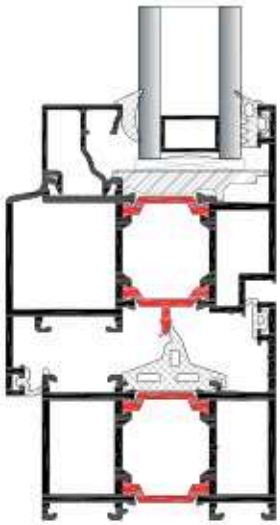

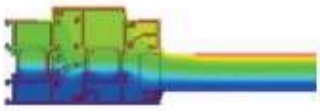

RWTP64

RWTP64 System is a heat insulated aluminum door and window system with a chasing depth of 64mm, providing low Uf values with its special insulated materials. Its sash depth is 74mm and there are options for profiles having Wall thicknesses of 1,6/1,8/2 mm. It has a heat barrier with a Styrofoam of 24mm and max. Glass thickness of 44mm. Medium sash bar profile for high static values and for normal opening, tilt&turn, concealed sash, pull drive, folding, pivot opening options are available. Sash profiles are appropriate for PVC opening accessories.

INSULATED DOOR & WINDOW SYSTEM

Technical Properties	
Frame Depth	64,2 mm
Vent Depth	74,2 mm
Wall Thickness	1,6 / 1,8 / 2 mm
Max. Glass Thickness	44 mm
Thermal Insulation Bar	24 mm with styrofoam

Application Options	Door	Window
Inward Opening	*	*
Outward Opening	*	
Bottom Hung		*
Tilt&Turn Opening	*	*
Vent For Pvc Accessories	*	*
Pivot		*
Tilt&Slide	*	*
Folding	*	*

Performance Values

Air Permeability - EN 12207

1 (150 Pa)	2 (300 Pa)	3 (450 Pa)	4 (600 Pa)

Watertightness - EN 12208

2A (50 Pa)	3A (100 Pa)	4A (150 Pa)	5A (200 Pa)	6A (250 Pa)	7A (300 Pa)	8A (450 Pa)	9A (600 Pa)	E.. (600 + Pa)	E1200 (1200 Pa)

Resistance To Wind Load - EN 12210

1 (400 Pa)	2 (800 Pa)	3 (1200 Pa)	4 (1600 Pa)	5 (2000 Pa)	E... (2000+ Pa)

Deflection Criteria - EN 12210

A (L/150)	B (L/200)	C (L/300)

Acoustic Performance Value - 10140 - 2

39,5 dB

Thermal Insulation Value - EN 10077 - 2

1,78 W/m² K

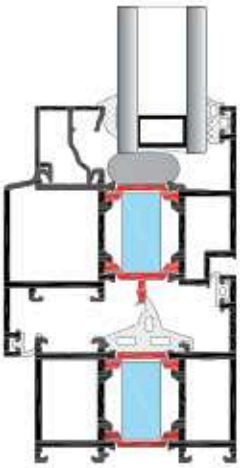

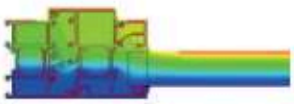



RWT67

RWT67 Joinery System is a heat insulated aluminum door and window system with a chasing depth of 67,1mm, having hidden sash opening feature. Sash frames are not seen from outside and when the sash is opened the appearance does not change. Due to its reinforced medium sash bar, its resistant to wind pressure. There are options having a chasing depth of 72,1mm and Wall thickness of 1,7/1,6/2mm. It has a heat barrier of 24mm and glass thickness of max. 24mm. Normal opening, tilt&turn, concealed sash using options are available.

HIGH INSULATED DOOR & WINDOW SYSTEM

Technical Properties	
Frame Depth	67,1 mm
Vent Depth	72,1 mm
Wall Thickness	1,6 / 1,7 / 2 mm
Max. Glass Thickness	24 mm
Thermal Insulation Bar	24 mm

Application Options	Door	Window
Inward Opening	*	*
Hidden Vent	*	*
Bottom Hung		*
Tilt&Turn Opening	*	*

Performance Values FTI

Air Permeability - EN 12207

1 (150 Pa)	2 (300 Pa)	3 (450 Pa)	**4 (600 Pa)**

Watertightness - EN 12208

2A (50 Pa)	3A (100 Pa)	4A (150 Pa)	5A (200 Pa)	6A (250 Pa)	7A (300 Pa)	8A (450 Pa)	**9A (600 Pa)**	E... (600 + Pa)

Resistance To Wind Load - EN 12210

1 (400 Pa)	2 (800 Pa)	**3 (1200 Pa)**	4 (1600 Pa)	5 (2000 Pa)	E... (2000+ Pa)

Deflection Criteria - EN 12210

A (L/150)	B (L/200)	**C (L/300)**

Acoustic Performance Value - 10140 - 2

35,5 dB

Thermal Insulation Value - EN 10077 - 2

1,94 W/m² K

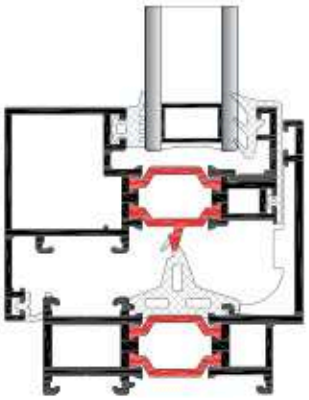

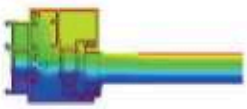



RWT75

RWT75 Joinery System is a heat insulated aluminum door and window system providing low Uf values with its special insulated materials, having high heat and static performance. There are profile options with a chasing depth of 75mm, sash depth of 85mm, Wall thickness of 1,4/2mm. RWT75 has same-faced and PVC opening accessories for doors and provides special sill system. System has high insulation performance thanks to its special design with 34 mm heat barrier. There are sash profile options appropriate for PVC opening accessories with normal opening, double axis tilt&turn, vent sash concealed sash, push-slide pull drive, pliable folding , pivot opening - usage options.

HIGH INSULATED DOOR & WINDOW SYSTEM

Technical Properties	
Frame Depth	75 mm
Vent Depth	75/85 mm
Wall Thickness	1,6 / 2 mm
Max. Glass Thickness	48 / 58 mm
Thermal Insulation Bar	34 mm with styrofoam

Application Options	Door	Window
Inward Opening	*	*
Outward Opening	*	*
Bottom Hung		*
Inward - Outward Opening Coplanar Door	*	
Tilt&Turn Opening	*	*
Vent For Pvc Accessories	*	*

Performance Values

Air Permeability - EN 12207

1 (150 Pa)	2 (300 Pa)	3 (450 Pa)	4 (600 Pa)

Watertightness - EN 12208

2A (50 Pa)	3A (100 Pa)	4A (150 Pa)	5A (200 Pa)	6A (250 Pa)	7A (300 Pa)	8A (450 Pa)	9A (600 Pa)	E... (600 + Pa)	E1200 (1200 Pa)	E1650 (1650 Pa)

Resistance To Wind Load - EN 12210

1 (400 Pa)	2 (800 Pa)	3 (1200 Pa)	4 (1600 Pa)	5 (2000 Pa)	E... (2000+ Pa)

Deflection Criteria - EN 12210

A (L/150)	B (L/200)	C (L/300)

Acoustic Performance Value - 10140 - 2

42 dB

Thermal Insulation Value - EN 10077 - 2

1,62 W/m² K

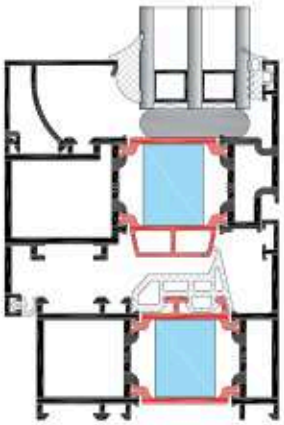

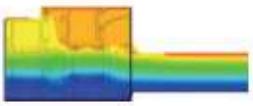

RWT95

RWT95 is a window system that can be used in passive house concept projects with its high thermal insulation performance. The system offers solutions suitable for architectural projects that prioritize energy efficiency with the Passive House Certificate. It allows different usage alternatives with inward and outward opening options.

It serves low-energy buildings with its special insulation elements and it is ideal for the latest architectural trends with its innovative design line.

HIGH INSULATED DOOR & WINDOW SYSTEM

Technical Properties	
Frame Depth	95 mm
Vent Depth	105 mm
Wall Thickness	2 mm
Max. Glass Thickness	85 mm
Thermal Insulation Bar	54 mm with styrofoam
Application Options	**Window**
Inward Opening	•
Outward Opening	•
Bottom Hung	•
Tilt&Turn Opening	•

Thermal Insulation Value - EN 10077 - 2

1.5 W/m² K

Thermal Insulation Value For Passive House - PASSIVE HOUSE İÇİN

Uw: 0,8 W/m² K
Ug: 0,7 W/m² K

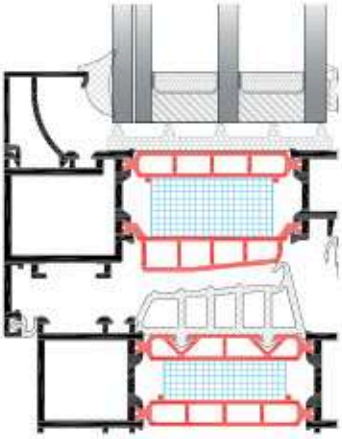

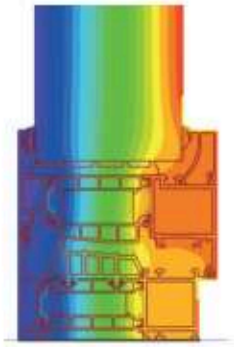

ASW34

The ASW34 is a minimal looking insulated joinery system with minimal visible surfaces. It offers solutions to different usage demands with inward and outward opening options. It provides comfort and maximum brightness to spaces with its high insulation performance and minimal appearance.

The system serves architects' steel-looking window preferences with its elegant and minimal design line and supports originality by preserving modern architectural lines in renovation projects.

SLIM JOINERY SYSTEM

Technical Properties	
Frame Depth	82/105 mm
Vent Depth	92 mm
Wall Thickness	2 mm
Max. Glass Thickness	42 mm
Thermal Insulation Bar	34 mm with styrofoam
Application Options	**Window**
Inward Opening	•
Outward Opening	•
Bottom Hung	•
Tilt&Turn Opening	•

Performance Values

Air Permeability - EN 12207

1 (150 Pa)	2 (300 Pa)	3 (450 Pa)	**4 (600 Pa)**

Watertightness - EN 12208

2A (50 Pa)	3A (100 Pa)	4A (150 Pa)	5A (200 Pa)	6A (250 Pa)	7A (300 Pa)	8A (450 Pa)	**9A (600 Pa)**	E.. (600 + Pa)

Resistance To Wind Load - EN 12210

1 (400 Pa)	2 (800 Pa)	3 (1200 Pa)	**4 (1600 Pa)**	5 (2000 Pa)	E... (2000+ Pa)

Deflection Criteria - EN 12210

A (L/150)	B (L/200)	**C (L/300)**

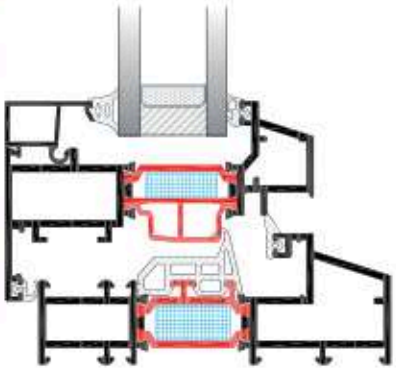

Thermal Insulation Value - EN 10077 - 2

1,74 W/m² K

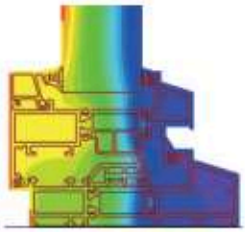

REFD77

REFD77 Folding Door System is developed by ASAŞ to meet requirements of design, performance, flexiblity and securtiy.It provides versatility by enabling all folding door solutions thanks to its wide range of accessories. It offers elegant design-comfort and performance in the same system with standard, embedded or low threshold options. It offers improved thermal insulation solutions for maximum comfort and performance.The REFD77 system prioritizes the safety of you and your loved ones by providing locking on each vent with the advantage of a wide range of accessories. The REFD77 folding door system, stands out with its PAS24 security certification.

REFD77 FOLDING DOOR SYSTEM

Technical Properties		
Frame Depth		77 mm
Vent Depth		65 mm
Wall Thickness		1,8 mm
Max. Glass Thickness		50 mm
Thermal Insulation Bar		24 / 31 mm
Application Options	**Door**	**Window**
Folding	*	*

Performance Values

Air Permeability - EN 12207

1 (150 Pa)	2 (300 Pa)	3 (450 Pa)	**4 (600 Pa)**

Watertightness - EN 12208

2A (50 Pa)	3A (100 Pa)	4A (150 Pa)	5A (200 Pa)	6A (250 Pa)	7A (300 Pa)	**8A (450 Pa)**	9A (600 Pa)	E.. (600 + Pa)

Resistance To Wind Load - EN 12210

1 (400 Pa)	2 (800 Pa)	**3 (1200 Pa)**	4 (1600 Pa)	5 (2000 Pa)	E... (2000+ Pa)

Deflection Criteria - EN 12210

A (L/150)	B (L/200)	**C (L/300)**

SECURITY TEST PAS24

PASSED

Thermal Insulation Value - EN 10077 - 2

2,16-2,90 W/m² K

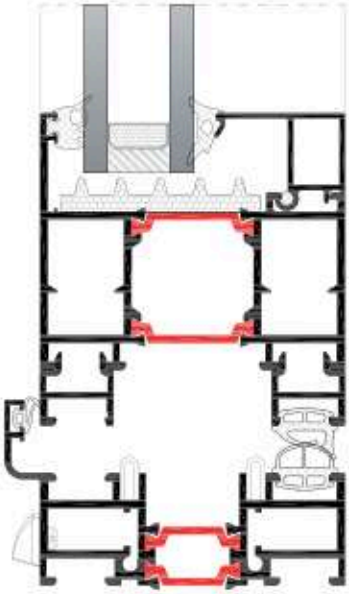

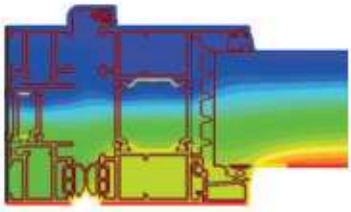



RB90

RB90 Safety Rail System is a handrail system having an esthetic appearance which allows inner- and outer inclined safety rail application. Different types of andrail options are available. It may be used indoors and outdoors. It is appropriate for maximum 8+8mm glass use.

GLASS RAILING SYSTEM

Technical Properties	
Alloy	6082
Density	2,71 gr / cm³
Densi	$7x10^{10}$ N / m²
Max. Glass Thickness	8+8 mm
Application Options	
Different Types Of Cap Alternation	•
50 mm Adjustment Possibility	•
Inward and Outward Inclined Glass Application	•

Performance Values	FTI
Statical Loading Test - ASTM E 935 /	1 KN/m²

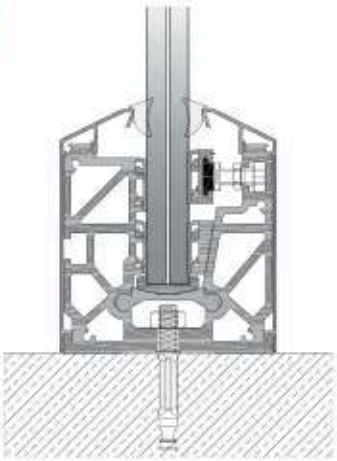



RB120

RB120 Railing System is a handrail system having an esthetic appearance which allows inner- and outer inclined safety rail application. Different types of lid options are available. It allows for 50 mm adjustment It may be used indoors and outdoors. It is appropriate for maximum 10+10 mm glass use.

GLASS RAILING SYSTEM

Technical Properties	
Alloy	6082
Density	2,71 gr / cm³
Densi	7x10⁷⁰ N / m²
Max. Glass Thickness	10+10 mm
Application Options	
Different Types Of Cap Alternation	•
50 mm Adjustment Possibility	•
Inward and Outward Inclined Glass Application	•

Performance Values	
Statical Loading Test - ASTM E 935	1,5 KN/m²

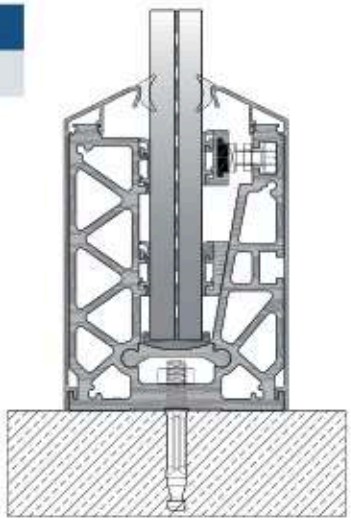



RGK35

RGK35 Guillotine Window System is a motorized glass railing system which can be installed under pergolas of restaurants, cafes, hotels, residences and winter gardens. The system has stainless steel cable system. IGU and single glass implementation options are available.

GUILLOTINE WINDOW SYSTEM

Technical Properties	
Max. Width	3000 mm
Max. Height	3000 mm
Load Resistance	120 N/mt
Max. Glass Thickness	Isicam Ve Tekcam Alternatifli
Application Options	
Single and Double Glazing Alternatives	•
Motor Usage Possibility	•

Performance Values	
Statical Loading Test - ASTM E 935	1,2 KN/m²

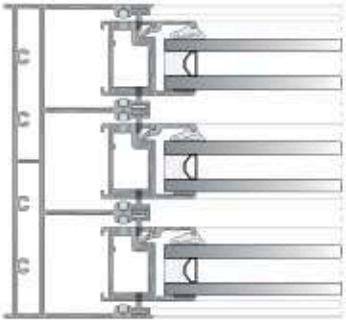



RFG46

RFG46 Glass Balcony System is used as folding glass balcony system in the projects which the balconies are requested to be involved in the structure rather than being an outer space. Application of 8/10 mm tempered glass can be carried out. It provides rotation opportunity with 90˚,135˚,162˚and 180˚. There are different types of accessory options. There are PVC and metal wheel alternatives.

GLASS BALCONY SYSTEM

Technical Properties	
Wall Thickness	1,8 mm
Max. Glass Thickness	8/10 mm
Type Of Gasket	Brush Gasket
Application Options	
90° Corner Turn	•
Angle Corner Turn	•
Pvc And Metal Wheel Usage	•

RFG46+

RFG46+ Glass Balcony System ensures the increase of systems performance values by using high performance gaskets and insulated double glazing. 4+16+4 mm double glazing application can be performed. It provides rotation with angle and there are different types of accessory options. There are PVC and metal wheel alternatives. Espagnolette/Espag handle is available.

INSULATED GLASS BALCONY SYSTEM

Technical Properties	
Wall Thickness	1,8 mm
Max. Glass Thickness	24 mm
Type Of Gasket	Brush Gasket
Application Options	
90° Corner Turn	•
Angle Corner Turn	•
High Performance Gasket Usage	•
Pvc And Metal Wheel Usage	•



RSG104

RSG104 Sliding Glass Balcony System can be used outdoor spaces. It allows 8 / 10 mm glass applications. It provides openings max. 5 wings with different types of accessory options. With or without threshold option is available. It has a comfortable opening movement thanks to its special wheels. It creates living spaces with aesthetic appearance in balconies, conservatories and restaurants.

GLASS BALCONY SYSTEM

Technical Properties	
Wall Thickness	1,8 mm
Max. Glass Thickness	8 / 10 mm
Type Of Gasket	Brush Gasket
Application Options	
90° Corner Turn	•
Angle Corner Turn	•
High Performance Gasket Usage	•
Pvc And Metal Wheel Usage	•

RD55

RD55 Office System is an uninsulated door system with aesthetic appearance, hygienic, interior usage. It can be applied on walls from 85 mm to 240 mm. The system's wall thickness is available for 1.6 / 2 mm. It provides an architecturally aesthetic appearance with the possibility of mounting the frame that can be adjusted according to the wall width. Wooden and glass wing alternatives are available. It brings practical solutions to the working space with functional wing mounting options that meet different requirements.

ROVB40

The ROVB40 System is designed to provide practical isolation in areas such as offices, restaurants, libraries, thanks to its free-standing and portable partitions. System has totally 2 profiles in the system, including 1 wing profile and 1 strut profile. Panels are carried with foot accessories. Panels have 100 mm width and 160 mm height and can be formed as a frame with a single wing profile. In order to provide flexibility, retractable bands are used at the junction points of the panels. Thus, panels can be brought side by side in desired numbers without the need for mechanical processing and desired typologies can be used. Strut profile is used in turning details or at the junction of 3 and 4 sections. The system is designed for the use of 8 mm glass. Optionally, frosted glass, wooden plate, plexiglass and aluminum plate can also be used.



RO26

RO26 Single Glazing Office Partition System is one of the partition systems developed by ASAŞ to reshape the office. RO26 Single Glazing Office Partition System is a system that provides 26 mm frame depth and 33 mm frame height with single glass or laminated glass up to 10 mm thickness. It provides seamless transparency in the open office by providing an uninterrupted view with the combination of glass to glass assembly. With cable channels, the visibility of cables for all lighting, communication and office vehicles is reduced. It provides the opportunity to obtain a wood-like place with wooden partition and door alternatives. There are also framed and frameless glass door alternatives.

OFFICE PATITION SYSTEM

Technical Properties	
Frame Depth	26 mm
Frame Height	33 mm
Glass Thickness	8,76 / 10 / 10,76 mm
Application Options	
Single Glazed Office Partition Ssytem	•
Glass to Glass Partitioning Joint	•
Uninterrupted Glass View	•
U Frame and Beaded Frame Alternatives	•
90° Corner Joint	•
Wood Door Frame Profile Alternative	•
Framed And Unframed Door	•
Cable Channel Alternative	•

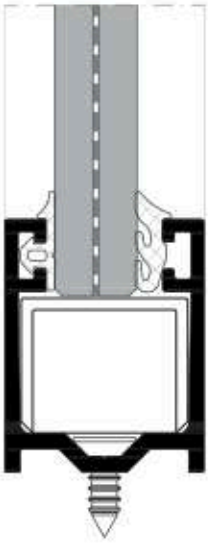



RO73

RO73 Office System is an uninsulated interior partition system with aesthetical appearance and can be used in interior spaces. It has a case depth of 70 mm. The wall thickness is 1.5 mm. It creates dynamic offices with door options that can be adapted to the system that meets different requirements.

RO73+

RO73+ Office System is an uninsulated interior partition system with aesthetical appearance and can be used in interior spaces. It has a case depth of 70 mm. The wall thickness is 1.5 mm. It creates dynamic offices with door options and return adapters that can be adapted to the system that meets different requirements. It is a partition system that creates stylish spaces with its decorative, transparent structure and ease of assembly.

RO77

RO77 Double Glazing Office Partition System is one of the partition systems developed by ASAŞ to reshape the office. RO77 Double Glazing Office Partition System is a system that provides 77 mm frame depth with glass thickness of 6,8, 10 and 12 mm. It supports heat and sound insulation with IGU and acoustic glass while streghtening the open office perception with minimum profile assembly. With cable channels, the visibility of cables for all lighting, communication and office vehicles is reduced. It provides the opportunity to obtain a wood-like place with wooden partition and door alternatives. There are also framed and frameless glass door alternatives. With the use of blinds between double glazing, light and privacy control can be achieved in the interior spaces.

OFFICE PATITION SYSTEM

Technical Properties	
Frame Depth	82 / 88 mm
Frame Height	35 mm
Glass Thickness	6 / 8 / 10 / 12 mm
Application Options	
Double Glazed Office Partition Ssytem	•
Wood Door Alternative	•
Glass Door With Frame	•
Glass Door Alternative	•
Oval Cap Alternative On Horizon Detail	•
Cable Channel Alternative	•

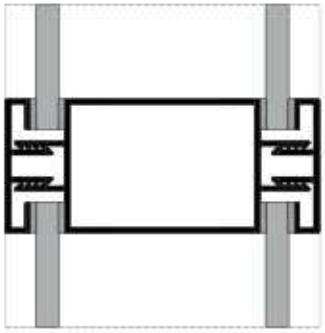

RO108

RO108 Double Glazing Office Partition System is one of the partition systems developed by ASAŞ to reshape the office. RO108 Double Glazing Office Partition System is a system that provides 108.6 mm frame depth with glass thickness of 6,8 and 10 mm. Different forms of spaces can be created indoors with angled corner joints (T-joint, Y-joint, 90 ', 120' and 176 'corner turns). It supports heat and sound insulation with IGU and acoustic glass while streghtening the open office perception with minimum profile assembly. With cable channels, the visibility of cables for all lighting, communication and office vehicles is reduced. It provides the opportunity to obtain a wood-like place with wooden partition and door alternatives. There are also framed and frameless glass door alternatives. With the use of blinds between double glazing, light and privacy control can be achieved in the interior spaces.

OFFICE PATITION SYSTEM

Technical Properties	
Frame Depth	108,6 mm
Frame Height	32,4 mm
Glass Thickness	6 / 8 / 8,76 mm
Application Options	
Double Glazed Office Partition Ssytem	•
Wood Door Frame Profile Alternative	•
Framed And Unframed Door	•
T Corner Connection	•
Y Corner Connection	•
90° Corner Turn	•
120° Corner Turn	•
90° Corner Turn	•
Cable Channel Alternative	•
Decorative corrugated cassette profile alternative	•
Blind alternative in-between double glazing	•

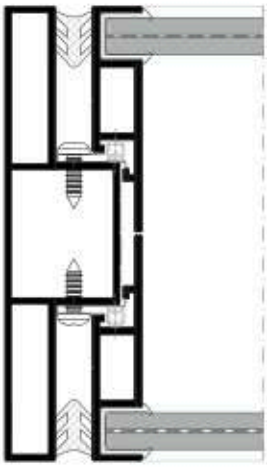

Aluminium Architectural Systems

Product Catalogue

ASAŞ Alüminyum Sanayi ve Ticaret A.Ş.

Headquarters
Rüzgarlı Bahçe Mah., Kumlu Sok., No: 2
Asaş İş Merkezi, 34810 Kavacık
Beykoz - İstanbul, Türkiye
T +90 216 680 07 80 **F** +90 216 680 07 81
asastr.com

ASAS GmbH

Rasselsteiner Str. 101
56564 Neuwied, Deutschland
T +49 (0) 2631 90209-20
F +49 (0) 2631 90209-11